



Clifton Moor Retail Park (Phase 3)

9YARDS
YORK



View online brochure ▶



Walk through the park online ▶

Convenient. Accessible. Dominant

/// **PHASE 3**
terms.sticks.horses



Unit 2: 15,307 sq ft

The Park:

154,250 sq ft

Demographics:

254,000


catchment within

20 minutes

(predominantly A/B/C1)

23,500

car movements per day
on the A1237



Unit 9a: 6,095 sq ft



Look inside ▶

/// PHASE 3 LOCATION
terms.sticks.horses



GET IN TOUCH TODAY

Craig Hudson

+44 (0) 7826 060 133

craig@cspretail.com

Ian Rusbridge

+44 (0) 7394 856 620

ian@9-yards.co.uk

